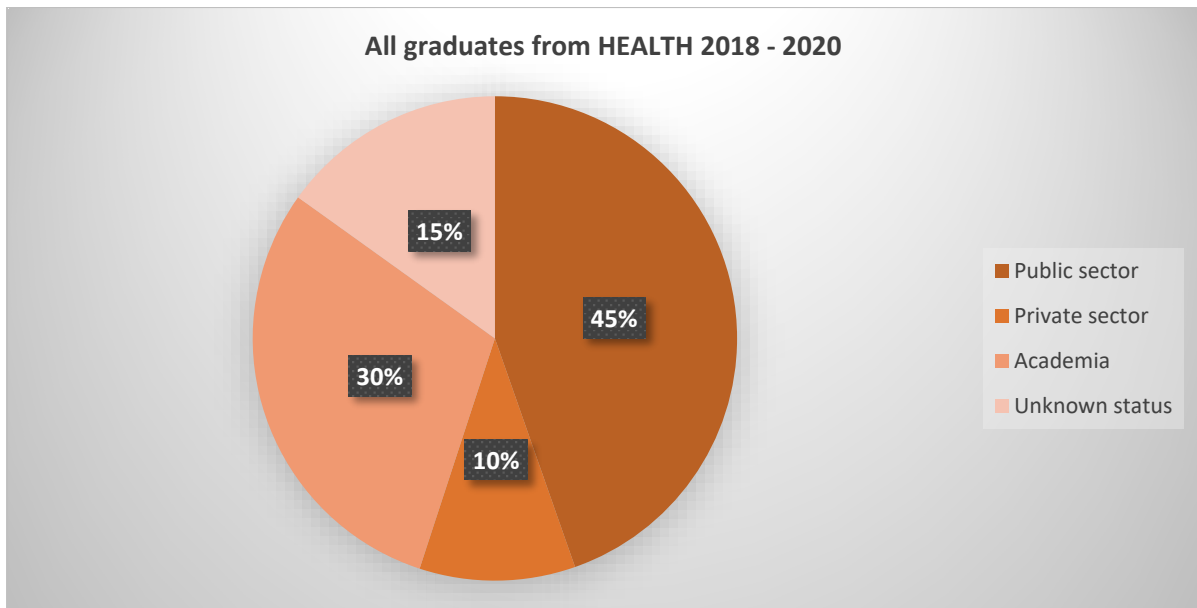


# PhD Employment Overview for the Faculty of Health, AU 2018 – 2020

PhDs from 2018 – 2020

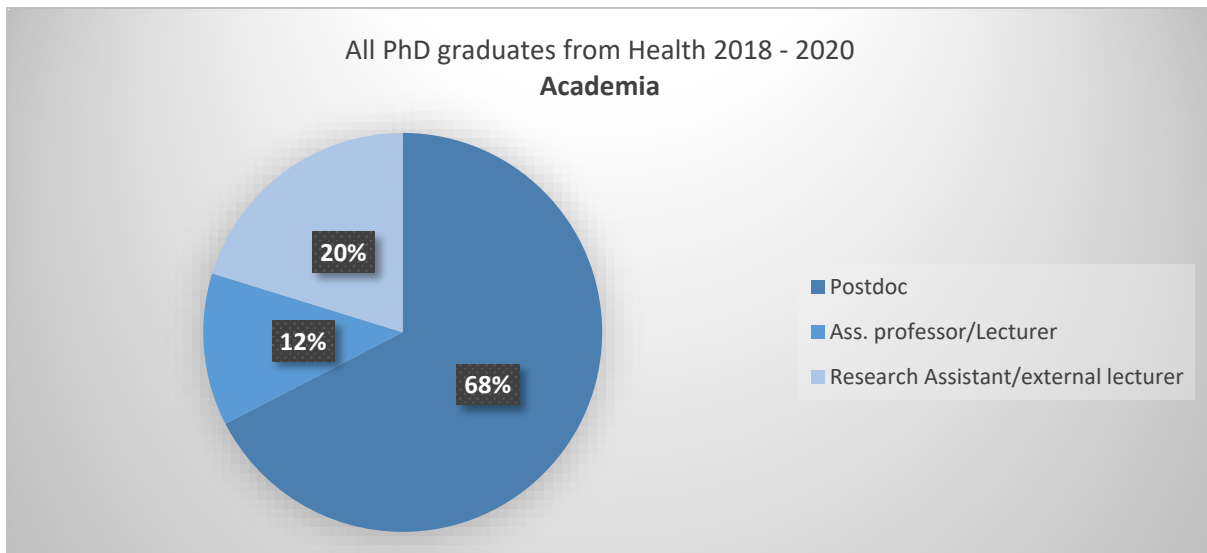
## All 298 PhD graduates from HEALTH 2018/2020



Of the PhD graduates, 45% PhDs are in the public sector, 10% are employed in the private sector, and 30% of the PhDs are still in academia.

The following chart shows the distribution of the PhDs who are still in academia categorized in *postdoc*, *lecturer/ass professor*, *research ass/external lecturer* and *academia abroad*.

## PhDs from Health graduating in 2018 – 2020 who are still in academia



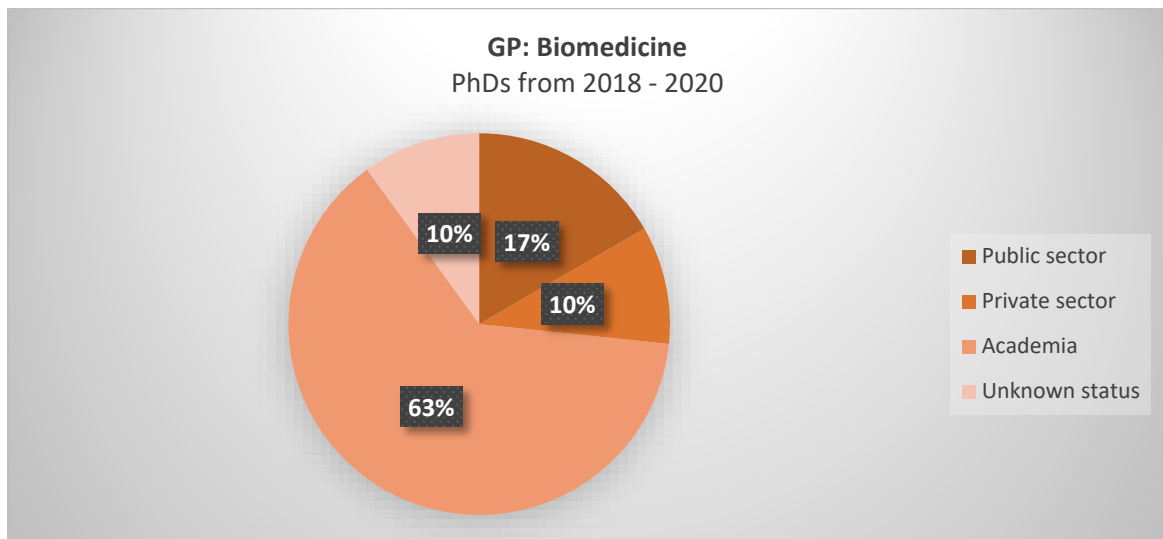
Of the PhD graduates working in academia, 4% are working in academia outside of Denmark.

In the following, you will find the specific information regarding each department level. The pie charts show the same distribution as above. Furthermore, you will find a more detailed report divided by companies and job titles the PhDs are working in.

## Department level

GP: Biomedicine

30 PhD graduates from GP: Biomedicine in 2018 – 2020.

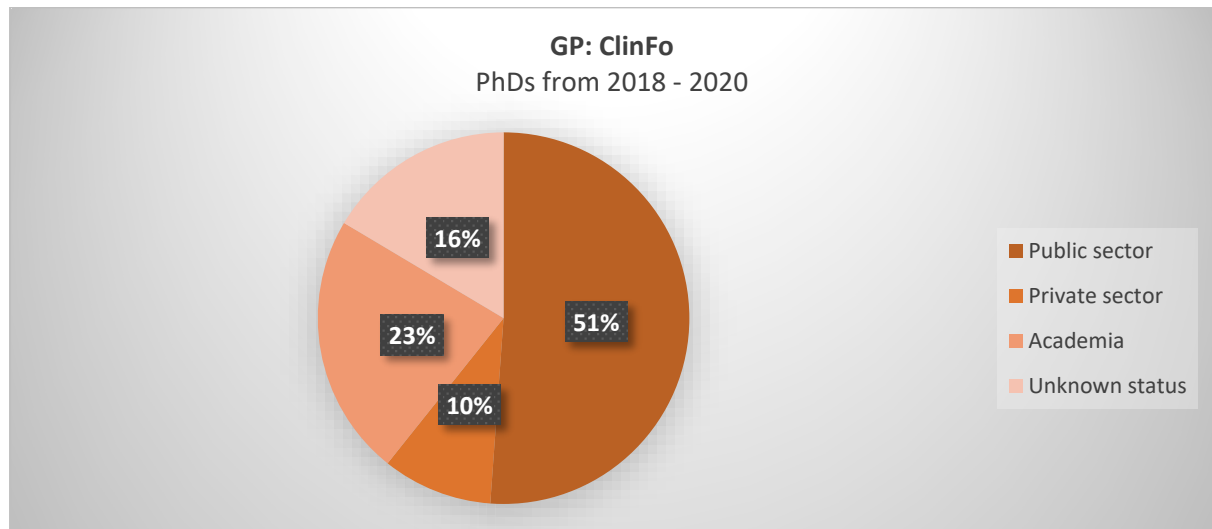


## Employer overview

Private sector	Pharmaceutical companies
Public sector	Higher Education Administration
Academia	Universities in Denmark and abroad
Job titles	External lecturer, Molecular Biologist, Bioinformatics Scientist, Postdoc, Research Assistant, Clinical Associate professor, Chemist, Research Scientist, Doctor

## GP: ClinFO

219 PhD graduates from GP: ClinFO in 2018 – 2020

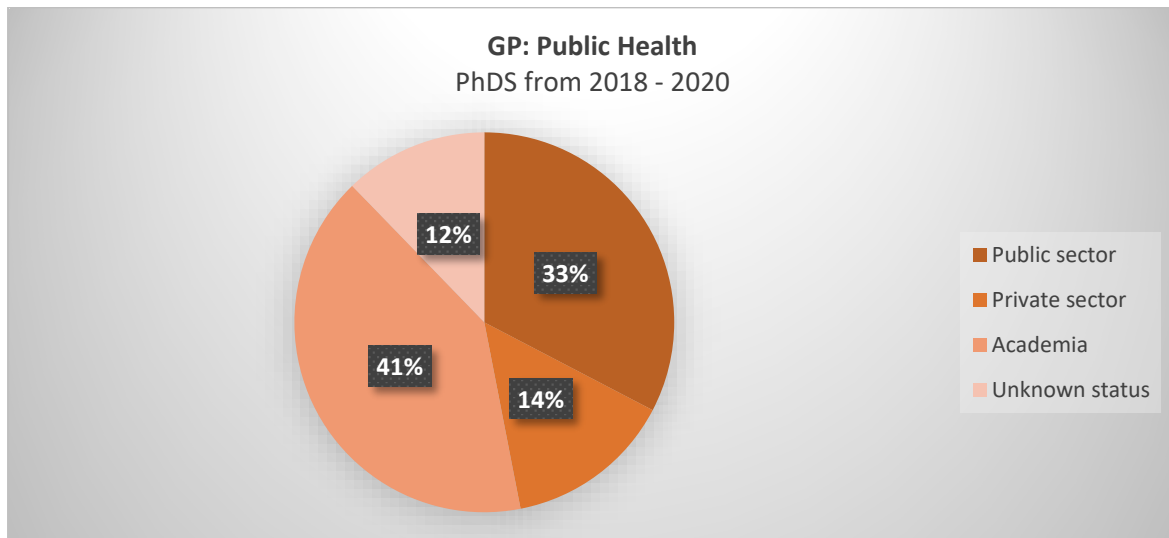


### Employer overview

Private sector	Pharmaceutical, medical device, life science and biotech industries, private hospitals and dentistry, patenting, dairy and ingredient industry
Public sector	Hospitals, rehabilitation centers, higher education administration
Academia	Universities in Denmark
Job titles	Assistant Professor, Biomedical Lab scientist, Chemist, Chief percussionist, Clinical Application Specialist, Clinical Assistant, Clinical Neuropsychologist, Clinical Researcher, Clinical Specialist, Clinical Study Coordinator and Cross-sectoral Coordinator, Communications Officer, Fundraiser and Scientific, Research Coordinator, Dentist, Emergency Nurse, Lecturer, Medical Consultant, Medical Manager, Medical Writer, Nutrition Research Scientist, Occupational Therapist, Patent Attorney, Pharmaceutical medicine physician, Physical Therapist, Postdoc, Project Manager, Project Nurse, QC Specialist, Research Scientist, Researcher in Diabetes, Quality Risk Manager, Section leader, Senior Consultant, Senior Registrar, Software Engineer, Specialist Registrar in Neuropsychology, Specialist Clinical Nurse, Team Leader, Clinical Pharmacology Scientist

## GP: Public Health

49 PhD graduates from GP: Public Health in 2018 – 2020.



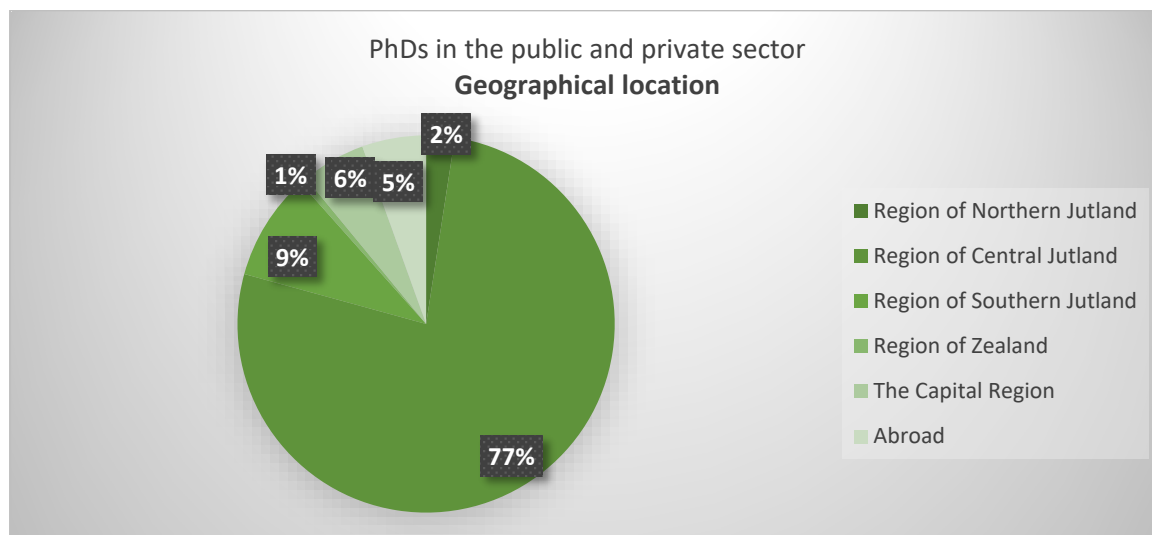
### Employer overview

Private sector	Dairy and ingredient industries, public health technology, medical device, life science and biotech industries, banks
Public sector	Research and consultancy institutions, hospitals, higher education administration, municipalities
Academia	Universities in Denmark
Job titles	Researcher, Clinical Nurse Specialist, Clinical Specialist, Lecturer, Project Manager, Research Manager, Postdoc, Assistant Professor, Nutrition Scientist, Nutrition Specialist, Modeludvikler, Psychologist

## Companies/organizations

### Companies divided by geographical location

The following pie chart shows the division of PhDs working in the private sector by company location in six geographical categories: *Region of Northern Jutland, Region of Central Jutland, Region of Southern Jutland, Region of Zealand, The Capital Region and abroad.*



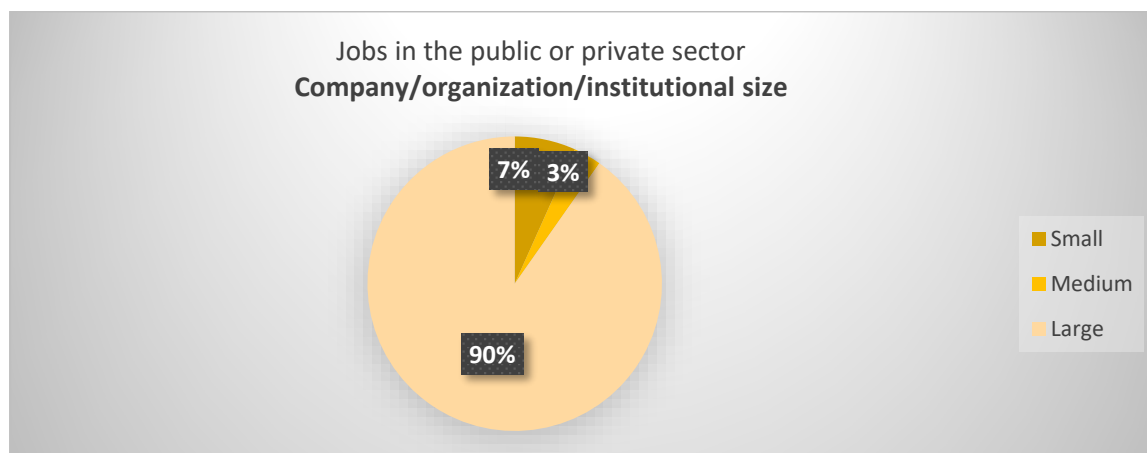
Of PhDs working in the private sector, the most frequent geographical locations are Region of Central Jutland, Region of Southern Jutland, the capital region and abroad.

### Companies divided by company sizes

The following pie chart shows the division of PhDs working in the private sector by company size in three categories:

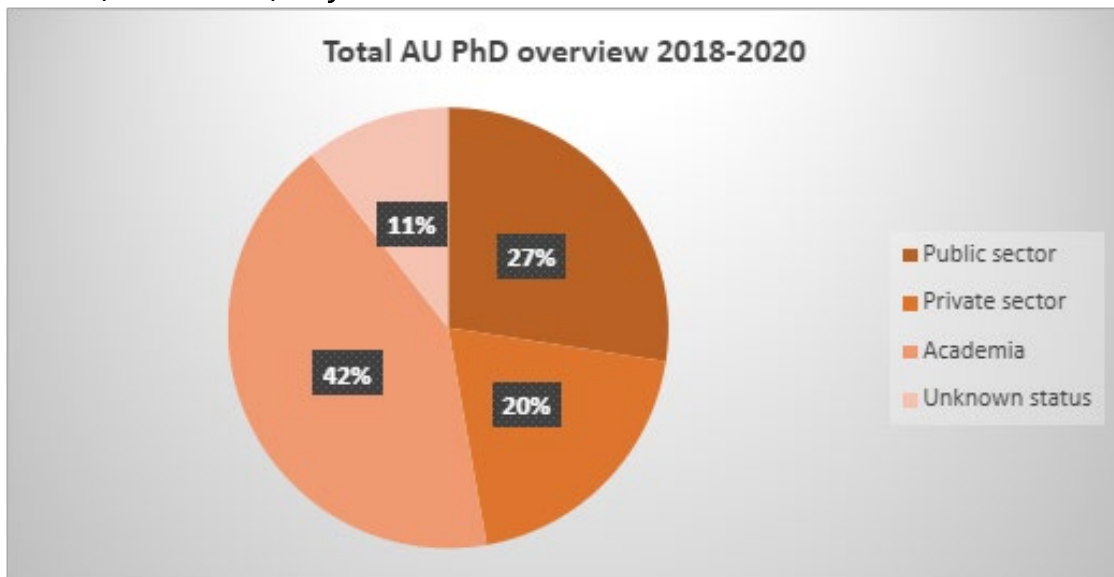
- Small : >50 employees
- Medium : 50-250 employees
- Large : <250 employees

PhDs employed in the public and private sector 2018 – 2020.



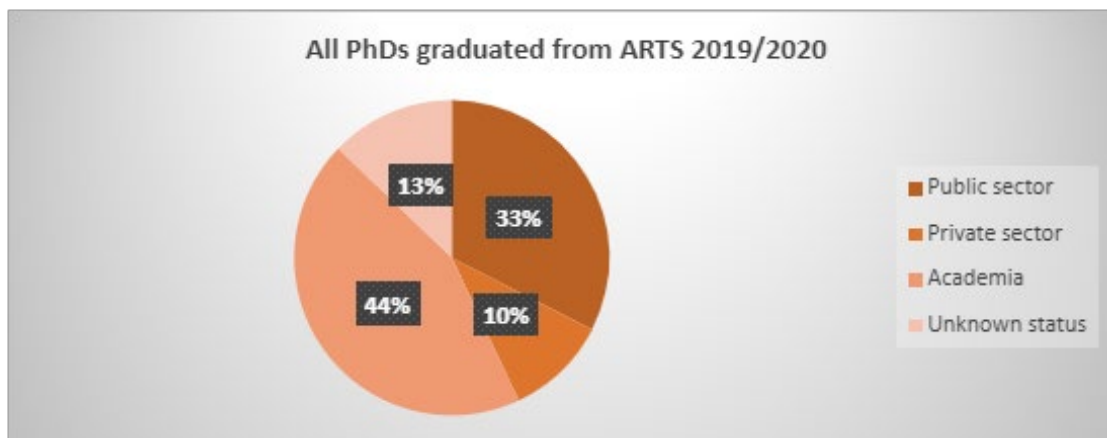
7% work in a small size company, 3% work in a medium size company and 90% work in a large size company.

## Complete employment overview for AU PhDs 2018 – 2020

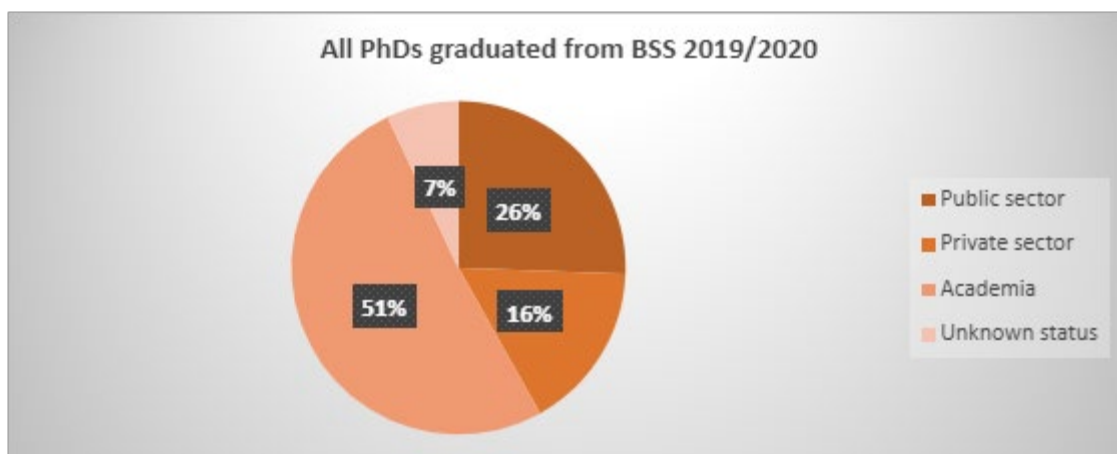


## Employment overview for AU PhDs pr. faculty 2018 – 2020

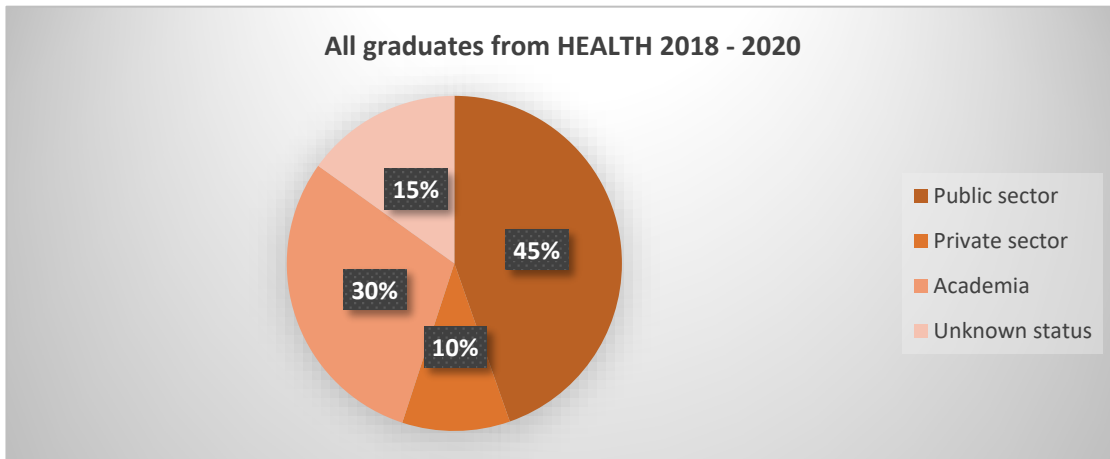
ARTS: PhD graduates between 2019/2020



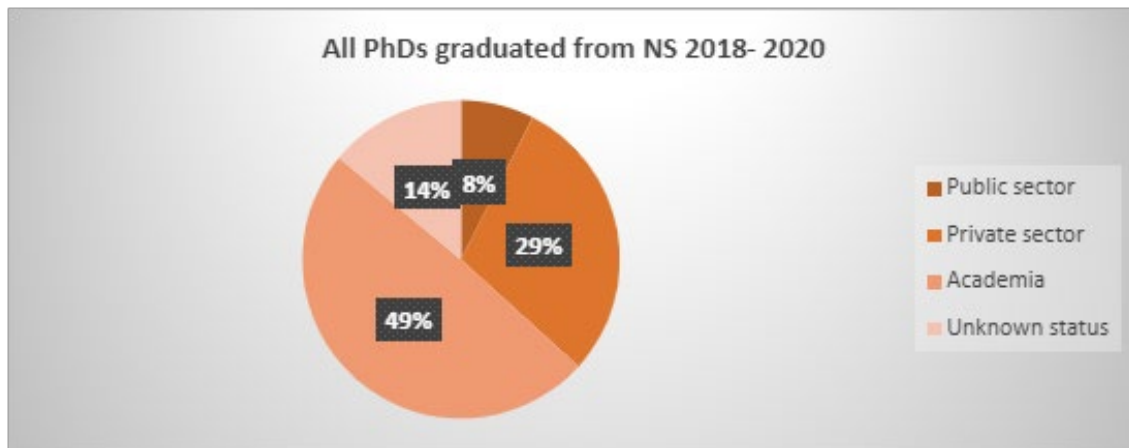
BSS: PhD graduates between 2019/2020



Health: 298 PhD graduates in between 2018 – 2020



NS: PhD graduates between 2018 – 2020



TS: PhD graduates between 2018 – 2020

